


ANIMAL NUMBER

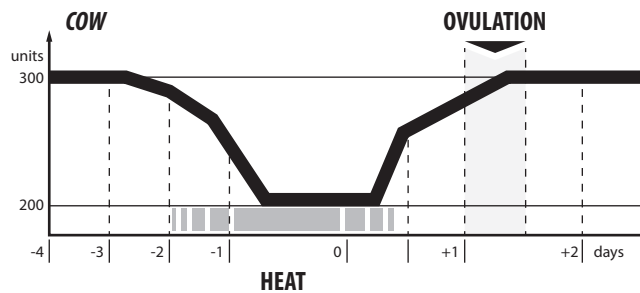
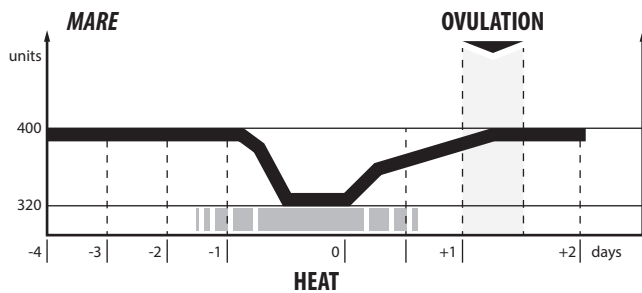
Always remember about the hygiene and disinfection

|    | date | hour | result |
|----|------|------|--------|
| 1  |      |      |        |
| 2  |      |      |        |
| 3  |      |      |        |
| 4  |      |      |        |
| 5  |      |      |        |
| 6  |      |      |        |
| 7  |      |      |        |
| 8  |      |      |        |
| 9  |      |      |        |
| 10 |      |      |        |
| 11 |      |      |        |
| 12 |      |      |        |
| 13 |      |      |        |
| 14 |      |      |        |
| 15 |      |      |        |
| 16 |      |      |        |
| 17 |      |      |        |
| 18 |      |      |        |
| 19 |      |      |        |
| 20 |      |      |        |

|    | date | hour | result |
|----|------|------|--------|
| 21 |      |      |        |
| 22 |      |      |        |
| 23 |      |      |        |
| 24 |      |      |        |
| 25 |      |      |        |
| 26 |      |      |        |
| 27 |      |      |        |
| 28 |      |      |        |
| 29 |      |      |        |
| 30 |      |      |        |
| 31 |      |      |        |
| 32 |      |      |        |
| 33 |      |      |        |
| 34 |      |      |        |
| 35 |      |      |        |
| 36 |      |      |        |
| 37 |      |      |        |
| 38 |      |      |        |
| 39 |      |      |        |
| 40 |      |      |        |



Sample diagrams of vaginal mucus resistance in cows and mares



**Remember to:**

- disinfect the probe
- remove the residual urine or other dirt from the vulva
- perform measurements always at the same depth
- rotate the probe inside the vagina before pressing the button
- perform measurements on a regular basis